

EE 491 Weekly report 10

Date: 4/3/2016

Croup number: DEC1616

Project title: Surveillance of dairy animals using a smartphone-based system

Advisor: Meng Lu

Team member:

Xin Tong

Di Zhao

Tianqi Luo

Le Wei

Weekly Summary

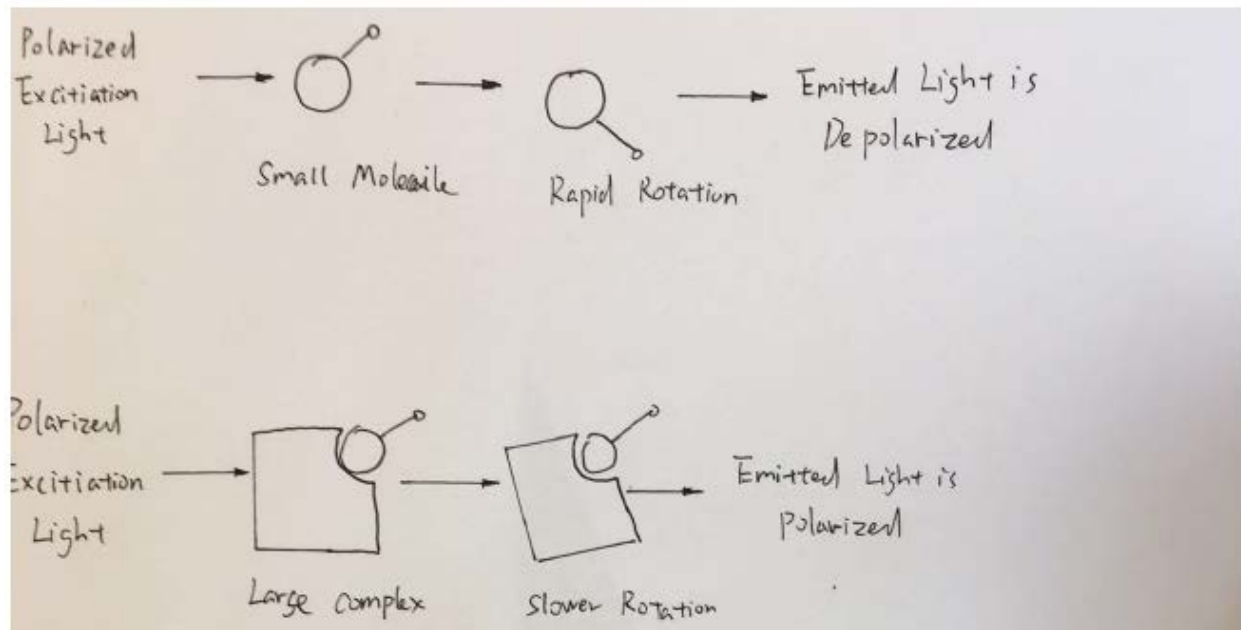
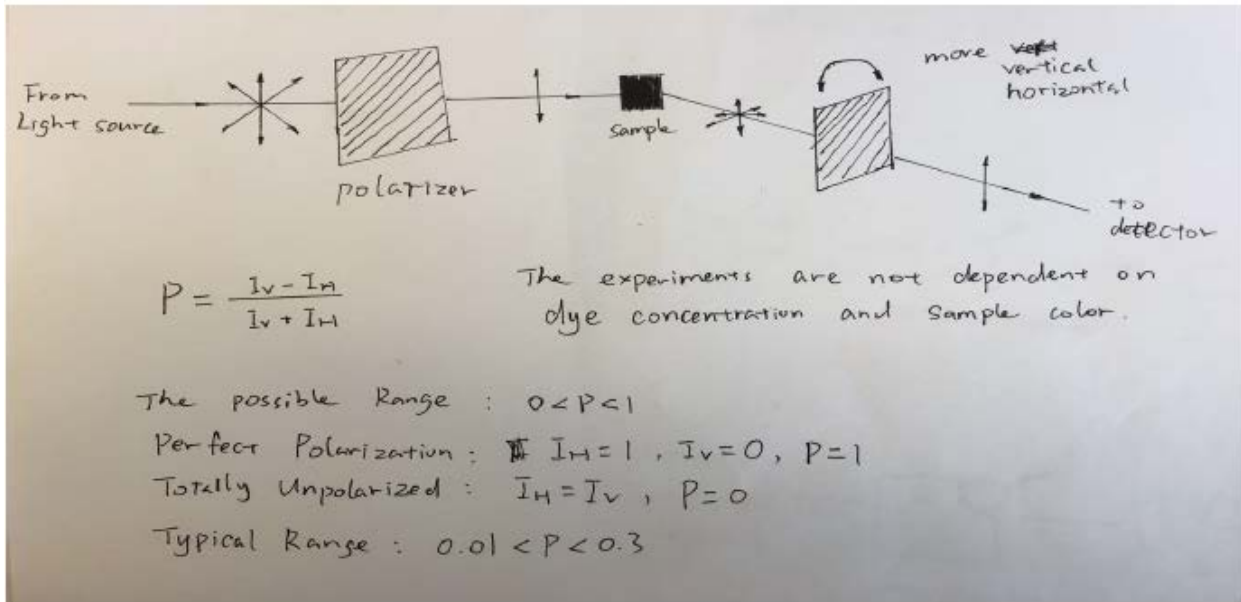
In this week, we try to change and add more components into our optical design. And also we try to make our PPTs more perfect and more complete. We still practice presentation with out mentor and instructor.

Past week accomplishments

- 1). Di Zhao: developed the PPT of her parts, and modified the 3D model.
- 2). Xin Tong: modified the Code and developed our APP.
- 3). Le Wei: re-do the PPT for his part, and still working on the optical design.
- 4). Tianqi Luo: connect with the analyze center in ISU to analyze more FP assay. Finish the PPT for his part.


Individual contributions:

Tianqi Luo: (PPT of theoretical part)

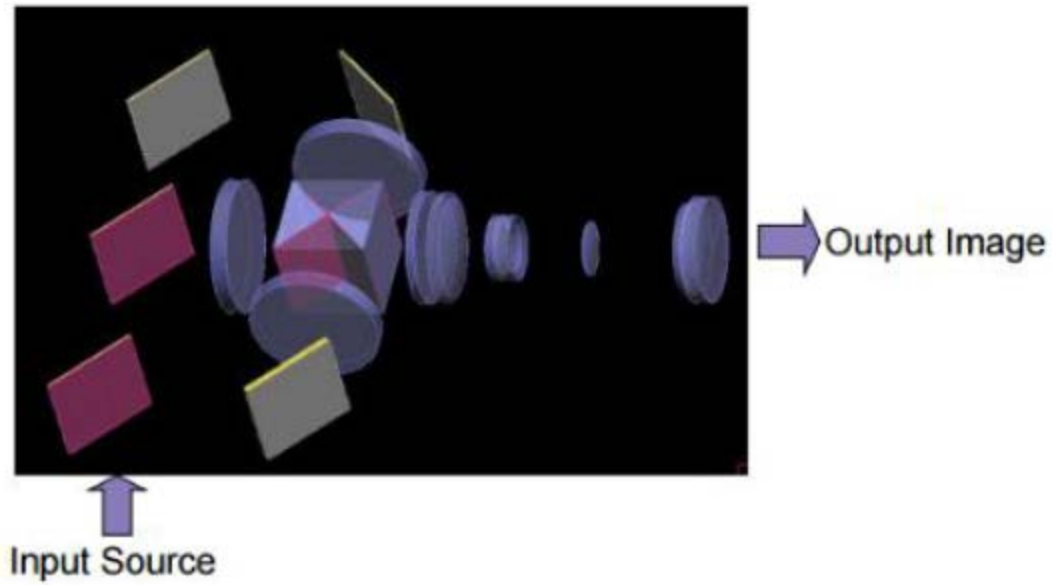


Di Zhao: (PPT of 3D model part)

Use 3D printer to print the real model



Le Wei:(optical design)



NAME	Individual Contributions	Hours this week	Hours cumulative
Xin Tong	Application	7	70
Di Zhao	3D print	9	70
Le Wei	Optical design	8	77
Tianqi Luo	Analyze	7	77

Comments For this week

This week we still worked on doing out PPT, and practicing the presentation. We want to change the parameters of the components to make the result clearer and preciser.

Planning for next week:

- 1). Xin Tong: modified the code in X-code.
- 2). Tianqi Luo: finish the training in the analyze center.
- 3). Le Wei: finish the final edition of the optical design.
- 4) Di Zhao: Collect more data to modified the 3Dmodel.

Group task:

Pay more attention on the design part than editing PPT.

Summary of Weeklu advisor meeting:

Last week, we gave a presentation to our advisor Meng Lu in Cover Hall 1011. He gave us some good examples about how to do a perfect PPT. And he wanted us to come back the deign part.